





























Signal Cheat Sheet

(Diverging is usually movement on to a siding or spur)

	Aspect—Name—SP(WP)	Indication-Action to take
	 Signal Red (Stop)	Stop
	 Signal Red (Stop) Diverging	Stop
	 Signal Green (Clear)	Proceed
	 Signal Red (Stop) Diverging	Stop
	 Signal Red (Stop)	Stop
	 Signal Green (Clear) Diverging	Proceed
	 Approach Signal Yellow	Proceed at medium speed/ prepare to stop at next signal
	 Signal Red (Stop) Diverging	Stop
	 Signal Red (Stop)	Stop
	 Approach Signal Yellow Diverging	Proceed at restricted speed
	 Signal Red (Stop)	Stop
	 Signal Red (Stop) Diverging	Stop
	 Signal Red over Lunar (None)	Proceed without stopping at restricted speed on other than main track - non-signal territory
	 Signal Red (Stop)	Stop
	 Approach Signal Yellow Diverging	Proceed at restricted speed
	 Signal Dark (SP)	Stop

Signal Cheat Sheet

(Diverging is usually movement on to a siding or spur)

Aspect	Name—SP(WP)	Indication-Action to take
	Flashing Red (Restricting)	<p>Proceed without stopping not exceeding restricted speed (SP)</p> <p>Proceed at yard speed in accordance with specific timetable instructions (WP)</p>
	Approach Medium (SP,WP) Flashing Yellow	<p>Proceed prepared to pass next signal at not exceeding medium speed (SP)</p> <p>Proceed, approaching next signal at Medium speed (WP)</p>
	Diverging Approach (WP)	Proceed on diverging route, approaching next signal prepared to stop, observe prescribed speed through turnout
	Block signal yellow over green (SP)	Reduce to medium speed and proceed next signal indicates "proceed on diverging route"
	Advance Approach (WP)	Proceed, approaching next signal at prescribed turnout speed. Train exceeding medium speed must at once reduce to that speed.

Source:
Southern Pacific Signal Rules
Effective July 1, 1960