


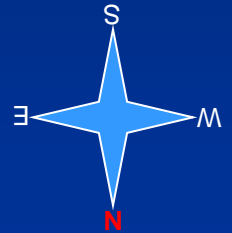
Sierra Central Railroad Operator Training

Keddie Yard



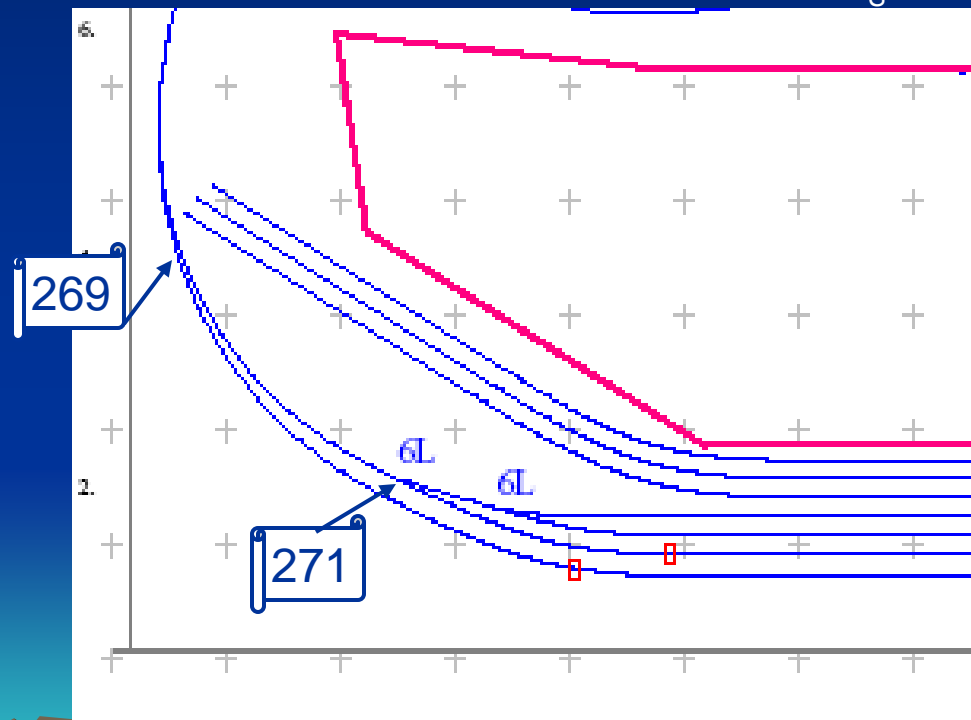
Keddie Yard

- Training objectives
 - Show proficiency using yard control panels
 - Show understanding of mainlines versus sidings
 - Note compass direction when facing the yard from the control panel
 - Identify mainline, passing siding and yard tracks
 - Show understanding of how to arrive/depart trains
 - Show how to log-on a departing train
 - Show how to log-off a terminated train
 - Show how to operate electro-magnet uncouplers



West Keddie Yard

- West yard limit
 - Switch 269 should be left thrown to main
 - Note compass direction



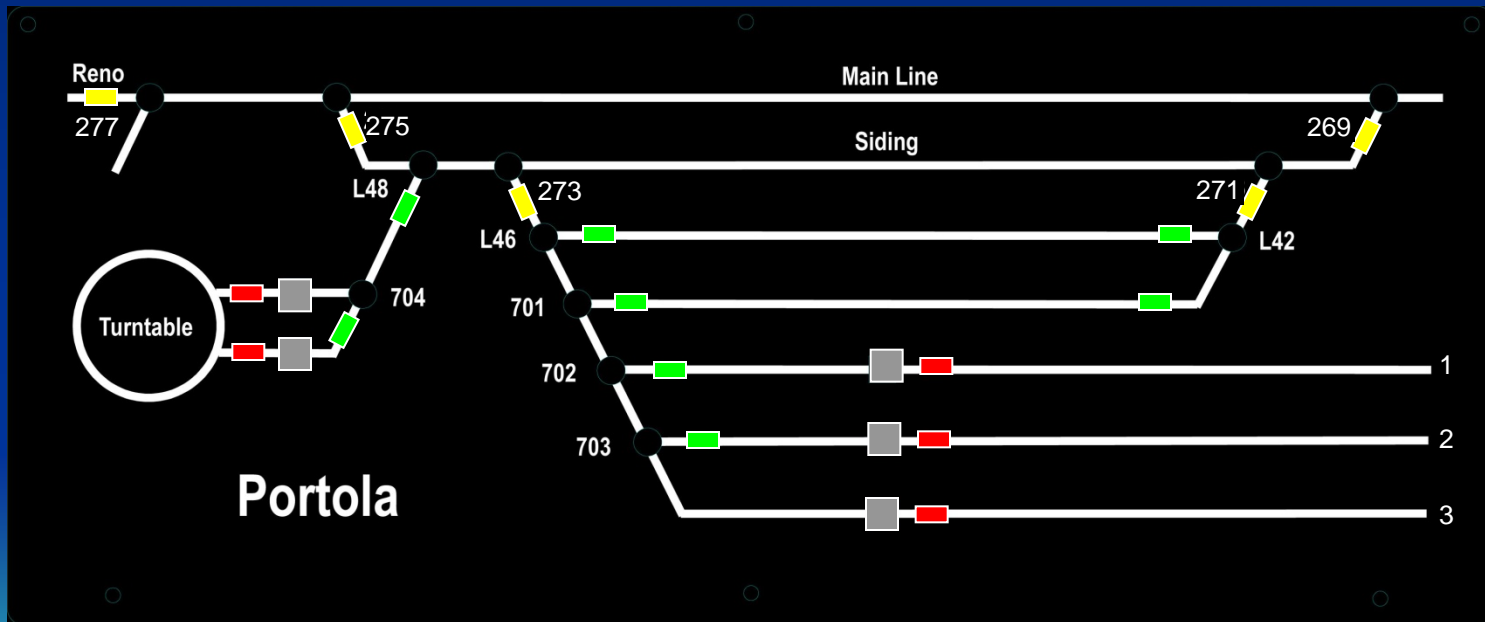
Keddie Yard – West approach

Yard is 40% installed as of March 2006





Keddie Yard

- Keddie Panel



Keddie Yard

- East yard limit
 - Crossover switch 275 should be left thrown to main
 - Westbound arriving trains will need take the crossover switch 275
 - Note L48 switch needs to be lined if arriving westbound or departing eastbound
 - Switch 277 (Reno Jct.) controls access to Quincy and G.N. interchange/hidden tracks; normally lined to main



Keddie Yard – East Approach

